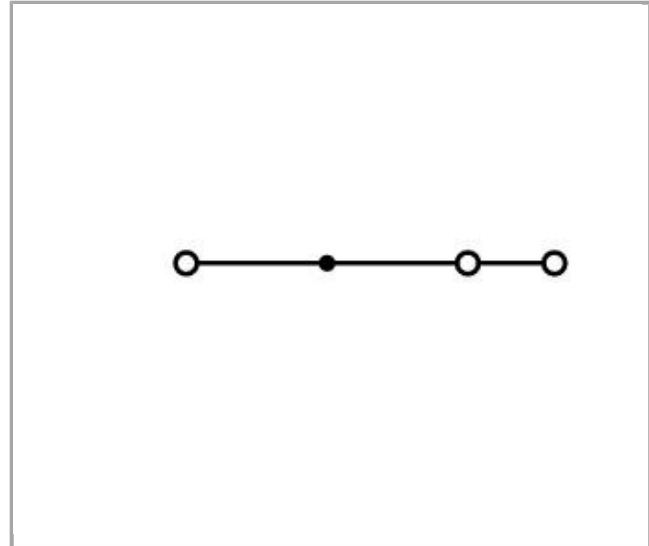



## Data sheet | Item number: 279-683

3-conductor through terminal block; 1.5 mm<sup>2</sup>; center marking; for DIN-rail 35 x 15 and 35 x 7.5; CAGE CLAMP®



279-683



### Data

#### Electrical data

#### Ratings per IEC/EN 60664-1

Rated voltage (III / 3)	800 V
Rated impulse voltage (III / 3)	8 kV
Rated current	18 A

#### Connection data

Connection technology	CAGE CLAMP®
Actuation type	Operating tool
Connectable conductor materials	Copper
Solid conductor	0.08 ... 1.5 mm <sup>2</sup> / 28 ... 16 AWG
Fine-stranded conductor	0.08 ... 1.5 mm <sup>2</sup> / 28 ... 16 AWG
Strip length	8 ... 9 mm / 0.31 ... 0.35 inch
Total number of connection points	3
Total number of potentials	1
Number of levels	1
Type of wiring	Front-entry wiring

## Geometrical Data

Width	4 mm / 0.157 inch
Height from upper-edge of DIN-35 rail	27 mm / 1.063 inch
Depth	62.5 mm / 2.461 inch

## Mechanical data

Design	horizontal
Type of mounting	DIN-35 rail
Marking level	Center marking

## Material Data




Color	red
Insulating material	Polyamide 66 (PA 66)
Fire load	0.104 MJ
Weight	5.396 g

## Commercial data

Country of origin	DE
GTIN	4044918650502
Customs Tariff No.	85369010000

## Approvals / Certificates


### Country specific Approvals

Logo	Approval	Additional Approval Text	Certificate name
	CCA DEKRA Certification B.V.	EN 60947	NTR NL-7081
	CSA DEKRA Certification B.V.	C22.2 No. 158	70133738
	KEMA/KEUR DEKRA Certification B.V.	EN 60947	2160584.04

### Ship Approvals

Logo	Approval	Additional Approval Text	Certificate name
	ABS American Bureau of Shipping	-	14- HG1293677-




	<b>BV</b> Bureau Veritas S.A.	EN 60947	07436/E0 BV
---	----------------------------------	----------	-------------




	<b>DNV GL</b> Det Norske Veritas, Germanischer Lloyd	-	TAE00001V2
--	---	---	------------



	<b>LR</b> Lloyds Register	EN 60947	91/20112 (E9)
---	------------------------------	----------	------------------

#### UL-Approvals

Logo	Approval	Additional Approval Text	Certificate name
	<b>UR</b> Underwriters Laboratories Inc.	UL 1059	E45172

#### Compatible products

##### Carrier rail



<b>Item no.: 210-112</b> Steel carrier rail; 35 x 7.5 mm; 1 mm thick; 2 m long; slotted; according to EN 60715; "Hole width 25 mm"	210-112
---	---------





















<b>Item no.: 210-113</b> Steel carrier rail; 35 x 7.5 mm; 1 mm thick; 2 m long; unslotted; according to EN 60715	210-113
---	---------








<b>Item no.: 210-114</b> Steel carrier rail; 35 x 15 mm; 1.5 mm thick; 2 m long; unslotted; similar to EN 60715	210-114
--	---------














<b>Item no.: 210-115</b> Steel carrier rail; 35 x 7.5 mm; 1 mm thick; 2 m long; slotted; according to EN 60715; "Hole width 18 mm"	210-115
---	---------

















	<b>Item no.: 210-118</b> Steel carrier rail; 35 x 15 mm; 2.3 mm thick; 2 m long; unslotted; according to EN 60715	210-118
	<b>Item no.: 210-196</b> Aluminum carrier rail; 35 x 8.2 mm; 1.6 mm thick; 2 m long; unslotted; similar to EN 60715	210-196
	<b>Item no.: 210-197</b> Steel carrier rail; 35 x 15 mm; 1.5 mm thick; 2 m long; slotted; similar to EN 60715	210-197
	<b>Item no.: 210-198</b> Copper carrier rail; 35 x 15 mm; 2.3 mm thick; 2 m long; unslotted; according to EN 60715	210-198
	<b>Item no.: 210-504</b> Steel carrier rail; 35 x 7.5 mm; 1 mm thick; 2 m long; slotted; galvanized; according to EN 60715	210-504
	<b>Item no.: 210-505</b> Steel carrier rail; 35 x 7.5 mm; 1 mm thick; 2 m long; unslotted; galvanized; according to EN 60715	210-505
	<b>Item no.: 210-506</b> Steel carrier rail; 35 x 15 mm; 1.5 mm thick; 2 m long; unslotted; galvanized; similar to EN 60715	210-506
	<b>Item no.: 210-508</b> Steel carrier rail; 35 x 15 mm; 1.5 mm thick; 2 m long; slotted; galvanized; similar to EN 60715	210-508
<b>check</b>		
	<b>Item no.: 209-170</b> Test plug adapter; 8.3 mm wide; for 4 mm Ø test plugs; suitable for 1.5 mm <sup>2</sup> - 10 mm <sup>2</sup> tbs	209-170
<b>assembling</b>		
	<b>Item no.: 209-106</b> Mounting carrier; for isolated mounting on DIN 35 rails	209-106
	<b>Item no.: 709-153</b> Cover; Type 1; suitable for cover carrier, type 1; 1 m long	709-153
<b>Jumper</b>		
	<b>Item no.: 210-103</b> Wire commoning chain; insulated; 50 connections	210-103
	<b>Item no.: 249-123</b> Push-in type wire jumper; insulated; wire length 180 mm; Conductor cross section 0.75 mm <sup>2</sup>	249-123
	<b>Item no.: 249-125</b> Push-in type wire jumper; insulated; wire length 60 mm; Conductor cross section 0.75 mm <sup>2</sup>	249-125
	<b>Item no.: 249-126</b> Push-in type wire jumper; insulated; wire length 110 mm; Conductor cross section 0.75 mm <sup>2</sup>	249-126
	<b>Item no.: 249-127</b> Push-in type wire jumper; insulated; wire length 250 mm; Conductor cross section 0.75 mm <sup>2</sup>	249-127
	<b>Item no.: 279-402</b> Adjacent jumper; insulated; Nominal current 15 A	279-402
	<b>Item no.: 279-409</b> Alternate jumper; insulated; Nominal current 15 A	279-409
	<b>Item no.: 279-422</b> Adjacent jumper; insulated; Nominal current 15 A	279-422



	<b>Item no.: 279-482</b> Comb-style jumper bar; insulated; 2-way; IN = IN terminal block	279-482
	<b>Item no.: 279-483</b> Comb-style jumper bar; insulated; 3-way; IN = IN terminal block	279-483
	<b>Item no.: 279-490</b> Comb-style jumper bar; insulated; 10-way; IN = IN terminal block	279-490
	<b>Item no.: 279-492</b> Alternate comb-style jumper bar; insulated; 2-way; IN = IN terminal block	279-492
	<b>Item no.: 284-414</b> Step-down jumper; insulated; from 10/6 mm <sup>2</sup> to 4/2.5/1.5 mm <sup>2</sup> ; Nominal current 15 A	284-414

**Marking accessories**

	<b>Item no.: 2009-114</b> WMB-Inline; for Smart Printer; on reel; stretchable 4 - 4.2 mm; plain; snap-on type	2009-114
	<b>Item no.: 2009-114/000-002</b> WMB-Inline; for Smart Printer; on reel; stretchable 4 - 4.2 mm; plain; snap-on type	2009-114 /000-002
	<b>Item no.: 2009-114/000-005</b> WMB-Inline; for Smart Printer; on reel; stretchable 4 - 4.2 mm; plain; snap-on type	2009-114 /000-005
	<b>Item no.: 2009-114/000-006</b> WMB-Inline; for Smart Printer; on reel; stretchable 4 - 4.2 mm; plain; snap-on type	2009-114 /000-006
	<b>Item no.: 2009-114/000-007</b> WMB-Inline; for Smart Printer; on reel; stretchable 4 - 4.2 mm; plain; snap-on type	2009-114 /000-007
	<b>Item no.: 2009-114/000-012</b> WMB-Inline; for Smart Printer; on reel; stretchable 4 - 4.2 mm; plain; snap-on type	2009-114 /000-012
	<b>Item no.: 2009-114/000-023</b> WMB-Inline; for Smart Printer; on reel; stretchable 4 - 4.2 mm; plain; snap-on type	2009-114 /000-023
	<b>Item no.: 2009-114/000-024</b> WMB-Inline; for Smart Printer; on reel; stretchable 4 - 4.2 mm; plain; snap-on type	2009-114 /000-024
	<b>Item no.: 209-128</b> Adaptor	209-128
	<b>Item no.: 209-140</b> Group marker carrier	209-140
	<b>Item no.: 209-141</b> Group marker carrier	209-141

	<b>Item no.: 209-142</b> Group marker carrier	209-142
	<b>Item no.: 209-185</b> Adaptor	209-185
	<b>Item no.: 793-4501</b> WMB marking card; as card; stretchable 4 - 4.2 mm; plain; snap-on type	793-4501
	<b>Item no.: 793-4501/000-002</b> WMB marking card; as card; stretchable 4 - 4.2 mm; plain; snap-on type	793-4501 /000-002
	<b>Item no.: 793-4501/000-005</b> WMB marking card; as card; stretchable 4 - 4.2 mm; plain; snap-on type	793-4501 /000-005
	<b>Item no.: 793-4501/000-006</b> WMB marking card; as card; stretchable 4 - 4.2 mm; plain; snap-on type	793-4501 /000-006
	<b>Item no.: 793-4501/000-007</b> WMB marking card; as card; stretchable 4 - 4.2 mm; plain; snap-on type	793-4501 /000-007
	<b>Item no.: 793-4501/000-012</b> WMB marking card; as card; stretchable 4 - 4.2 mm; plain; snap-on type	793-4501 /000-012
	<b>Item no.: 793-4501/000-014</b> WMB marking card; as card; stretchable 4 - 4.2 mm; plain; snap-on type	793-4501 /000-014
	<b>Item no.: 793-4501/000-017</b> WMB marking card; as card; stretchable 4 - 4.2 mm; plain; snap-on type	793-4501 /000-017
	<b>Item no.: 793-4501/000-023</b> WMB marking card; as card; stretchable 4 - 4.2 mm; plain; snap-on type	793-4501 /000-023
	<b>Item no.: 793-4501/000-024</b> WMB marking card; as card; stretchable 4 - 4.2 mm; plain; snap-on type	793-4501 /000-024
<b>tools</b>		
	<b>Item no.: 210-647</b> Operating tool with partially insulated shaft; Blade (2.5 x 0.4) mm; short	210-647
	<b>Item no.: 210-648</b> Operating tool with partially insulated shaft; Blade (2.5 x 0.4) mm; short; angled	210-648
	<b>Item no.: 210-719</b> Operating tool with partially insulated shaft; Type 1, blade (2.5 x 0.4) mm	210-719
<b>General accessories</b>		
	<b>Item no.: 249-105</b> Group marker carrier	249-105



Item no.: 280-404

Test plug adapter; 5 mm wide; for test plug 210-137 (2.3 mm Ø); suitable for 1.5 mm<sup>2</sup> - 4 mm<sup>2</sup> tbs

280-404

---

**Protective Warning Marker**


Item no.: 279-415

Protective warning marker; with high-voltage symbol, black; for 5 terminal blocks

279-415

---

**Insulation stop**


Item no.: 279-470

Insulation stop; 0.08 - 0.2 mm<sup>2</sup> "s" (0.14 mm<sup>2</sup> "f-st"); 5 pieces/strip

279-470



Item no.: 279-471

Insulation stop; 0.25 mm<sup>2</sup>; 5 pieces/strip

279-471

---

**End plate**


Item no.: 279-308

End and intermediate plate; 2 mm thick

279-308



Item no.: 279-309

Separator plate; 2 mm thick; oversized

279-309



Item no.: 279-339

End and intermediate plate; 2 mm thick

279-339



Item no.: 279-340

Separator plate; 2 mm thick; oversized

279-340



Item no.: 284-334

Step-down cover plate; 1 mm thick; for 2-, 3- and 4-conductor terminal blocks

284-334



Item no.: 284-344

Step-down cover plate; 1 mm thick; for 2-, 3- and 4-conductor terminal blocks

284-344

---

**ferrule**


Item no.: 216-101

Ferrule; Sleeve for 0.5 mm<sup>2</sup> / AWG 22; uninsulated; electro-tin plated

216-101



Item no.: 216-102

Ferrule; Sleeve for 0.75 mm<sup>2</sup> / AWG 20; uninsulated; electro-tin plated

216-102



Item no.: 216-103

Ferrule; Sleeve for 1 mm<sup>2</sup> / AWG 18; uninsulated; electro-tin plated

216-103



Item no.: 216-201

Ferrule; Sleeve for 0.5 mm<sup>2</sup> / 20 AWG; insulated; electro-tin plated

216-201



Item no.: 216-202

Ferrule; Sleeve for 0.75 mm<sup>2</sup> / 18 AWG; insulated; electro-tin plated

216-202



Item no.: 216-203

Ferrule; Sleeve for 1 mm<sup>2</sup> / AWG 18; insulated; electro-tin plated

216-203

Item no.: 216-301

Ferrule; Sleeve for 0.25 mm<sup>2</sup> / AWG 24; insulated; electro-tin plated

216-301



Item no.: 216-302

Ferrule; Sleeve for 0.34 mm<sup>2</sup> / 22 AWG; insulated; electro-tin plated

216-302



Downloads

**Documentation**

**Bid Text**

---

279-683	doc 24.1 kB	Download
---------	----------------	----------

---

**CAD/CAE - Smart Data**

**CAD data**

---

3D Download 279-683	URL	Download
---------------------	-----	----------

---

Subject to changes.

---